CHRISTMAS

# Christmas Activity Booklet



Name:

LITERACY

# Code Cracker

Each number stands for a letter. Use the key to crack the Christmas message.

**Easier:** Start with the first letter of each word: H, C, T, E, I, O, C. Use the code key to find the rest.

**Challenge:** Crack the Irish message, then write your own.

8 1 16 16 25

3 8 18 9 19 20 13 1 19 20 15

5 22 5 18 25 15 14 5 9 14 15 21 18

3 12 1 19 19

**Code key** Example: 3 - 1 - 20 = CAT

| A | B | C | D | E | F | G | H | I | J | K | L | M |
|---|---|---|---|---|---|---|---|---|---|---|---|---|
| 1 | 2 | 3 | 4 | 5 | 6 | 7 | 8 | 9 | 10 | 11 | 12 | 13 |
| **N** | **O** | **P** | **Q** | **R** | **S** | **T** | **U** | **V** | **W** | **X** | **Y** | **Z** |
| 14 | 15 | 16 | 17 | 18 | 19 | 20 | 21 | 22 | 23 | 24 | 25 | 26 |

**Gaeilge challenge**

14 15 12 12 1 9 7 19 8 15 14 1 4 21 9 20

**Your turn: make your own code**

1. Think of a Christmas word or sentence and write it below.
2. Use the key to write it in numbers. Put a / between words.
3. Give only the numbers to a partner to crack.

My message

My message in numbers

SPELLING

# Word Search

Find the 20 words. They go across, down or diagonally, never backwards. Tick each word when you find it.

**Easier:** Find any 10 words.

**Challenge:** Find all 20 words. Write a Christmas sentence using five of them.

| | | | | | | | | | | | | | | |
|---|---|---|---|---|---|---|---|---|---|---|---|---|---|---|
| V | B | A | U | B | L | E | I | M | T | U | R | K | E | Y |
| P | E | R | Q | S | C | S | P | C | W | K | C | I | B | S |
| R | Z | W | F | N | R | A | C | H | I | A | U | C | C | N |
| E | Z | I | C | T | A | N | A | I | H | C | W | A | I | O |
| S | D | O | A | K | C | T | N | M | R | N | R | N | I | W |
| E | C | T | E | B | K | A | G | N | Q | W | E | D | H | D |
| N | A | S | F | I | E | B | E | E | F | G | A | L | C | J |
| T | R | U | T | J | R | G | L | Y | A | Q | T | E | R | Y |
| S | O | G | H | O | I | J | O | Q | V | D | H | F | I | I |
| L | L | Z | O | A | C | A | I | B | S | A | V | A | B | L |
| X | S | Q | L | R | G | K | Q | P | H | L | O | E | E | D |
| V | U | L | L | N | V | P | I | R | M | Q | E | S | N | J |
| W | O | G | Y | H | K | G | W | N | X | U | N | I | E | T |
| N | R | E | I | N | D | E | E | R | G | I | M | L | G | B |
| E | A | C | U | X | I | G | I | F | T | S | N | F | B | H |

- [ ] Holly
- [ ] Turkey
- [ ] Snow
- [ ] Tinsel
- [ ] Crib
- [ ] Nollaig
- [ ] Chimney
- [ ] Candle
- [ ] Advent
- [ ] Stocking
- [ ] Reindeer
- [ ] Cracker
- [ ] Wreath
- [ ] Presents
- [ ] Santa
- [ ] Angel
- [ ] Sleigh
- [ ] Carols
- [ ] Bauble
- [ ] Gifts



MATHS

# Christmas Grid Challenge

Row 16 goes across →

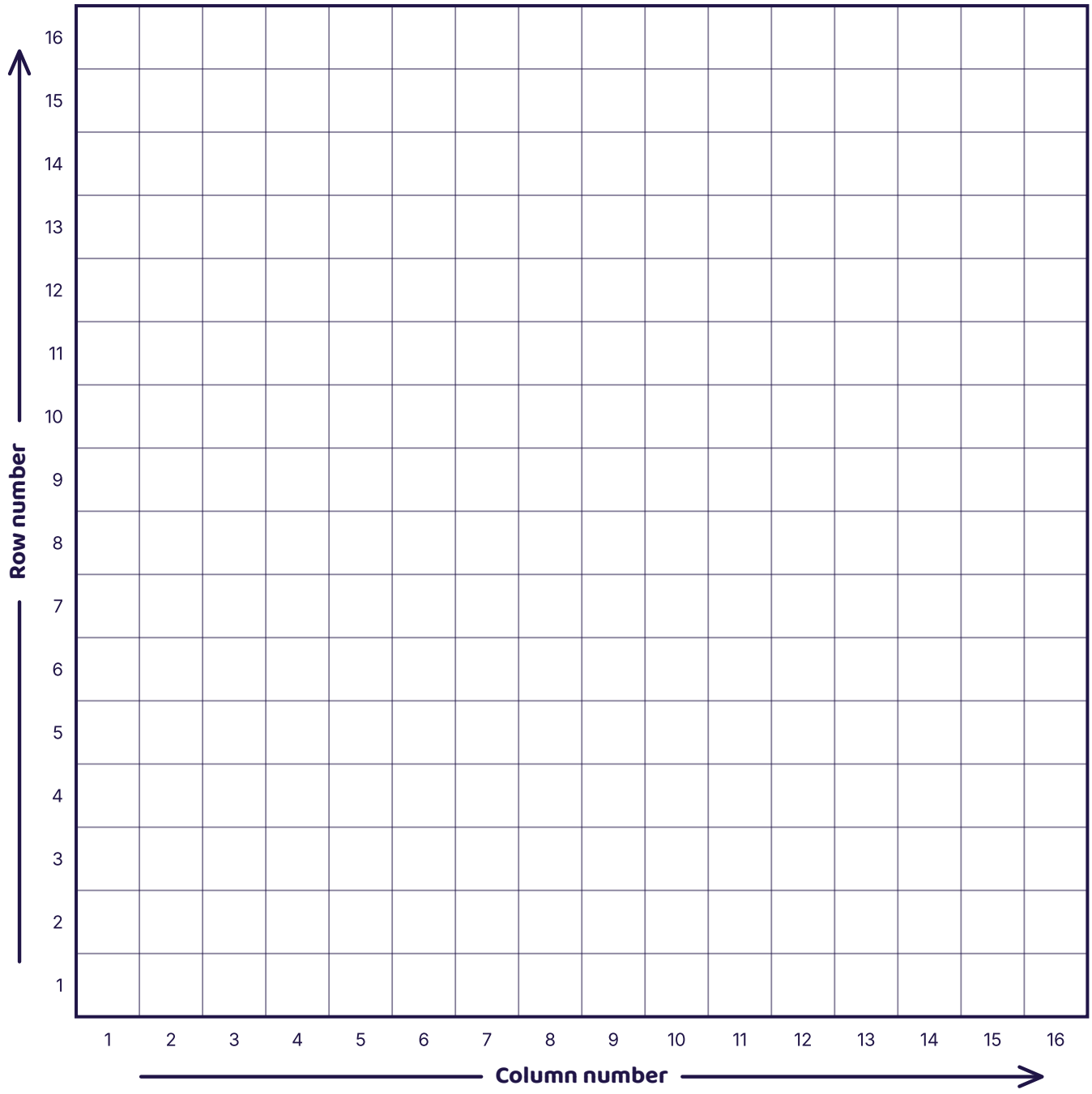


**How to use the lists:** Find the row at the side. Count along the bottom to find the boxes. **Row 16: 8 to 9** means colour boxes 8 and 9 in row 16, the top row.

Colour every box on the lists, going from left to right. Red and yellow boxes go over green boxes.

**Yellow**
- ☐ Row 16: 8 to 9
- ☐ Row 15: 8 to 9
- ☐ Row 14: 3 to 14
- ☐ Row 13: 5 to 12
- ☐ Row 12: 6 to 11
- ☐ Row 11: 5 to 7, 10 to 12
- ☐ Row 10: 4 to 6, 11 to 13

**Green**
- ☐ Row 11: 8 to 9
- ☐ Row 10: 7 to 10
- ☐ Row 9: 7 to 10
- ☐ Row 8: 7 to 10
- ☐ Row 7: 5 to 12
- ☐ Row 6: 5 to 12
- ☐ Row 5: 3 to 14
- ☐ Row 4: 3 to 14
- ☐ Row 3: 1 to 16
- ☐ Row 2: 1 to 16

**Brown**
- ☐ Row 1: 7 to 10

**Blue**
- ☐ All the rest

**Red** over green
- ☐ Row 9: 9
- ☐ Row 7: 6
- ☐ Row 6: 10
- ☐ Row 5: 4, 13
- ☐ Row 4: 8
- ☐ Row 3: 2
- ☐ Row 2: 6, 11

**Yellow** over green
- ☐ Row 8: 8
- ☐ Row 7: 11
- ☐ Row 6: 7
- ☐ Row 4: 5, 12
- ☐ Row 3: 15
- ☐ Row 2: 3, 9

MATHS

# Roll and Multiply

You need two players, two dice and two different coloured pencils.

**Easier:** Use a multiplication table.

**Challenge:** Predict which answers are most likely to appear, then compare your prediction with the results.

## How to play

1. Each player picks a colour.
2. Take turns to roll two dice.
3. Multiply the two numbers.
4. Colour one bauble with that answer.
5. No bauble with that answer? Miss your turn.

## How it ends

6. Play 20 turns. That is 10 turns each.
7. Count your coloured baubles.
8. The most baubles wins. The same number is a draw.

You do not need to colour every bauble.

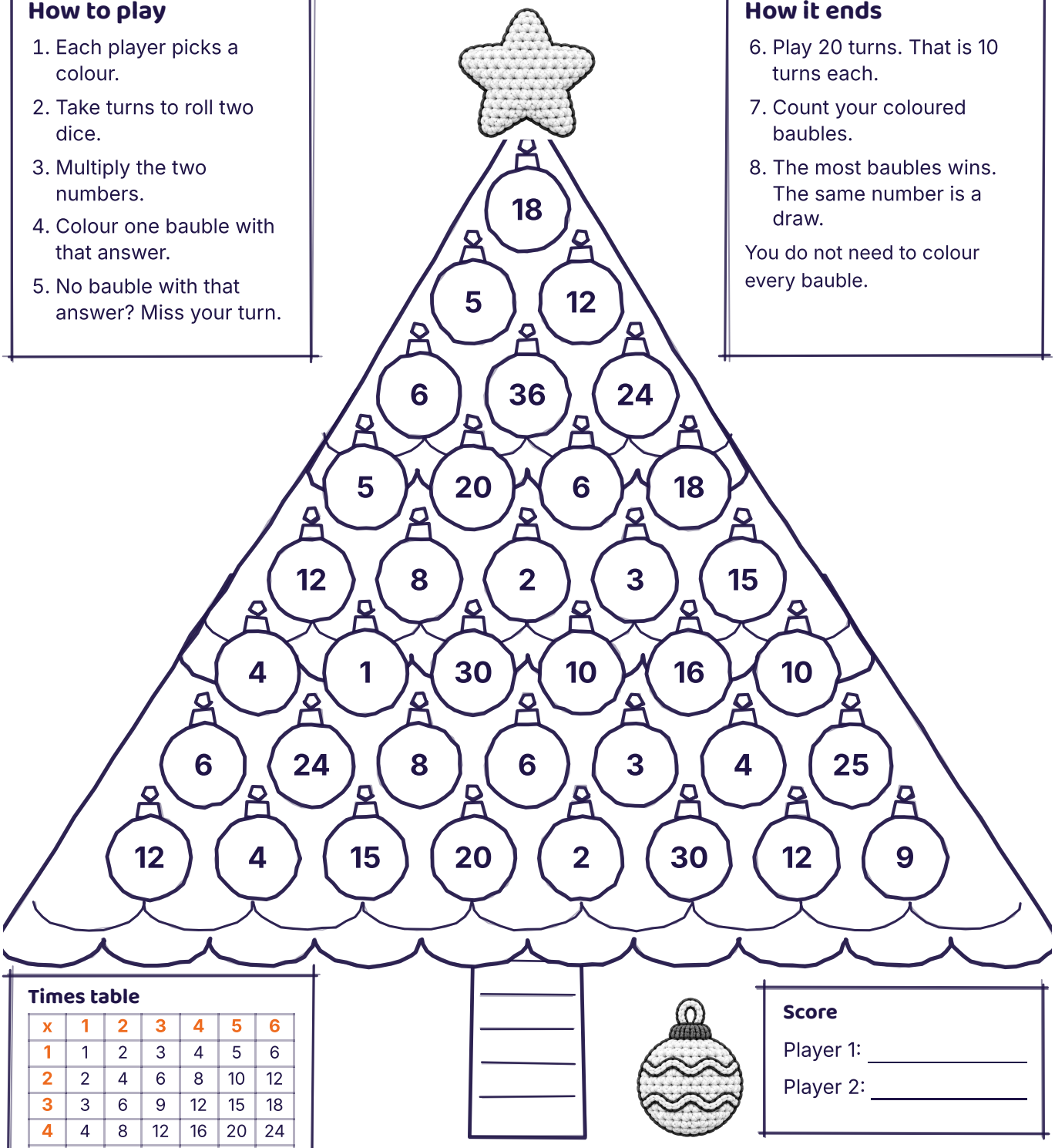


### Times table

| x | 1 | 2 | 3 | 4 | 5 | 6 |
|---|---|---|---|---|---|---|
| 1 | 1 | 2 | 3 | 4 | 5 | 6 |
| 2 | 2 | 4 | 6 | 8 | 10 | 12 |
| 3 | 3 | 6 | 9 | 12 | 15 | 18 |
| 4 | 4 | 8 | 12 | 16 | 20 | 24 |
| 5 | 5 | 10 | 15 | 20 | 25 | 30 |
| 6 | 6 | 12 | 18 | 24 | 30 | 36 |

### Score

Player 1: _____

Player 2: _____

CREATIVE

# Cut and Create

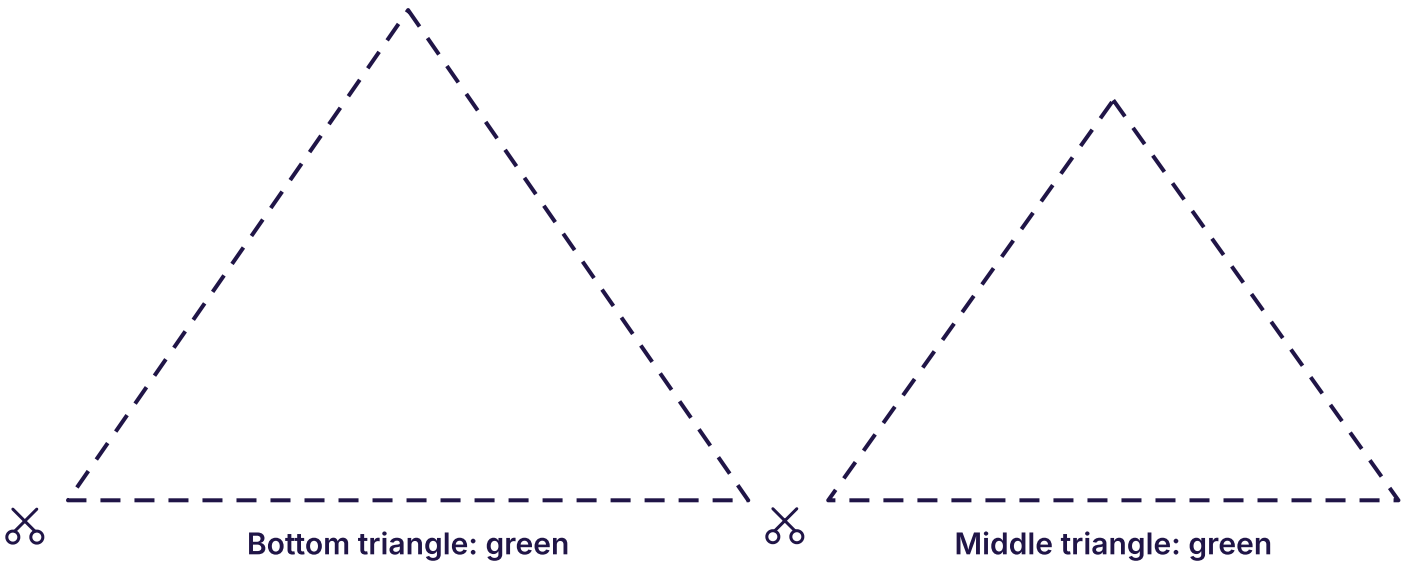

Bottom triangle: green

Middle triangle: green

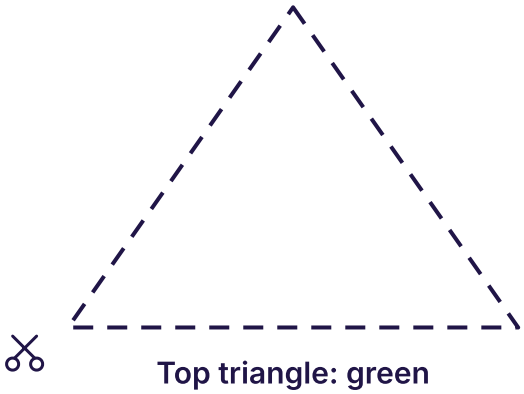

Top triangle: green



Colour: yellow

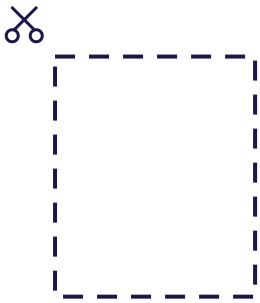

Colour: brown

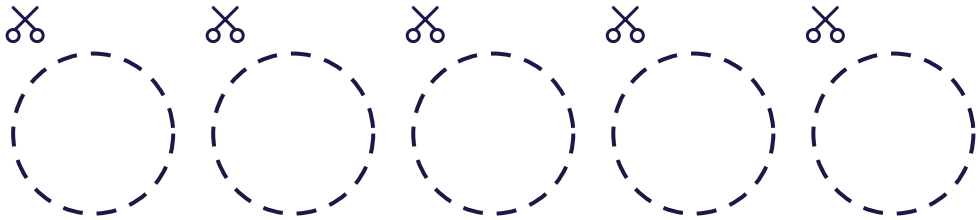

Colour: purple | Colour: purple | Colour: purple | Colour: red | Colour: red



Build this tree

## How to make it

1. Colour each shape using the suggested colours, or choose your own.
2. Cut carefully along the dotted lines.
3. Arrange the three green triangles to make a Christmas tree.
4. Place the brown trunk behind the bottom triangle.
5. Glue the tree pieces onto card, overlapping the edges slightly.
6. Add the star and baubles.
7. Cut around your completed Christmas tree.
8. If you want to hang it, ask an adult to help attach a loop of wool.

WELLBEING

# My Christmas Reflection

Take a quiet minute to think about this term. You can write, draw or do both. You can share your answers or keep them private.

**Easier:** Fill in one box and draw the rest.

**Challenge:** Write a full sentence in every box.

### Three things I enjoyed this term

### Someone I am thankful for, and why

### Something I am proud of

### A kind wish for someone

### A happy memory. Draw it here.



GEOGRAPHY

# Christmas Around the World

Choose a country and discover how some people celebrate Christmas there. Use a book, a fact sheet or a trusted website. Traditions can be different between families and communities in the same country.

**Easier:** Use a supplied country fact sheet and complete three boxes.

**Challenge:** Compare your chosen country with Ireland. Find one similarity and one difference.

**Country:**

**How do you say Merry Christmas?**

**Draw the flag here**

### Focail Gaeilge

**Nollaig**: Christmas
**Nollaig Shona**: Happy Christmas
**Oíche Nollag**: Christmas Eve
**Lá Fhéile Stiofáin**: St Stephen's Day

### In Ireland

**Nollaig Shona.** In some Irish homes, a candle is put in the window on Christmas Eve. 26th December is St Stephen's Day. In some parts of Ireland, it is also associated with the Wren Boys tradition. 6th January is Nollaig na mBan, or Women's Christmas.

**What do people eat?**

**What do people do or see?**

**Something that surprised me**

**A fact I want to share with the class**

WELLBEING

# Kindness Countdown

Choose a kind thing to try each day. Tick it when you have done it. You can choose the order. You do not need to do every one.

**Easier:** Pick three to try this week.

**Challenge:** Add a kind thing of your own to the list.

- [ ] Hold the door for someone.
- [ ] Invite someone to join a game or activity.
- [ ] Write a kind note to a classmate.
- [ ] Say something kind about a classmate's work.
- [ ] Help set up or tidy the classroom.
- [ ] Say thank you to a school helper.
- [ ] Tidy up without being asked.
- [ ] Share a game with someone.
- [ ] Smile and say hello to someone you don't know well.
- [ ] Draw a picture for someone at home.

## Star breathing

1. Place your finger on the dot at the top.
2. Trace the next side and breathe in slowly.
3. Trace the following side and breathe out slowly.
4. Continue around the star at a comfortable pace.
5. Stop or repeat whenever you wish.

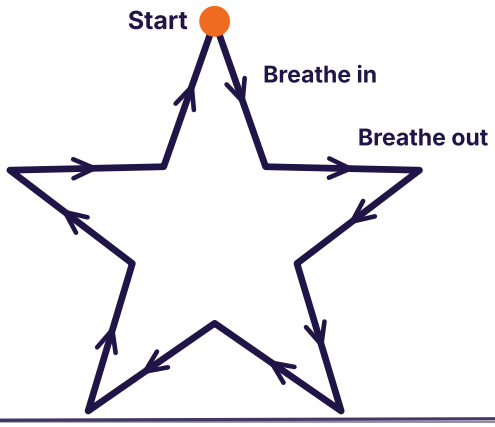


## Three things I am looking forward to

*1.* _____

_____

*2.* _____

_____

*3.* _____

_____